



District Report Card: 2017


State: Haryana	District: Bhiwani
Class: 8	Subject: Language
Schools: 51	Students: 1023


Participation/Coverage


Students

<div>GENDER</div> <div></div>	Boys				Girls			
	Number		%		Number		%	
	423		41.35		600		58.65	

<div>AREA</div> <div></div>	Rural				Urban			
	Number		%		Number		%	
	823		80.45		200		19.55	

<div>CATEGORY</div> <div></div>	SC		ST		OBC		GEN	
	Number	%	Number	%	Number	%	Number	%
	439	42.91	0	0.00	302	29.52	282	27.57

<div>CWSN</div> <div></div>	LD	VI	HI	S&LD	ID	Oth
	3	1	0	3	0	8

<div>Management</div> <div></div>	Government			Government-aided		
	Number		%	Number		%
	976		95.41	47		4.59

Average Performance of Students in Language (%)

Overall	Gender		Area		Management		Social Group			
	Male	Female	Rural	Urban	Govt.	Aided	SC	ST	OBC	GEN
54.19	53.84	54.44	55.01	50.83	54.44	49.08	51.97	0.00	55.03	56.76

Performance on Learning Outcomes (LOs)

Learning Outcomes	Description	Average Performance(%)
L813	Read textual/non-textual materials with comprehension and identifies the details, characters, main idea and sequence of ideas and events while reading	54.19

Range of Performance of Students who Answered Correctly							
Below 30%		30% - 50%		50% - 75%		Above 75%	
Number	%	Number	%	Number	%	Number	%
165	16.13	237	23.17	460	44.97	161	15.74

Lowest Performing Learning Outcomes (LOs)

1 - Read textual/non-textual materials with comprehension and identifies the details, characters, main idea and sequence of ideas and events while reading (54.19)